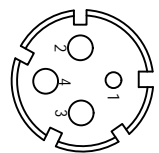
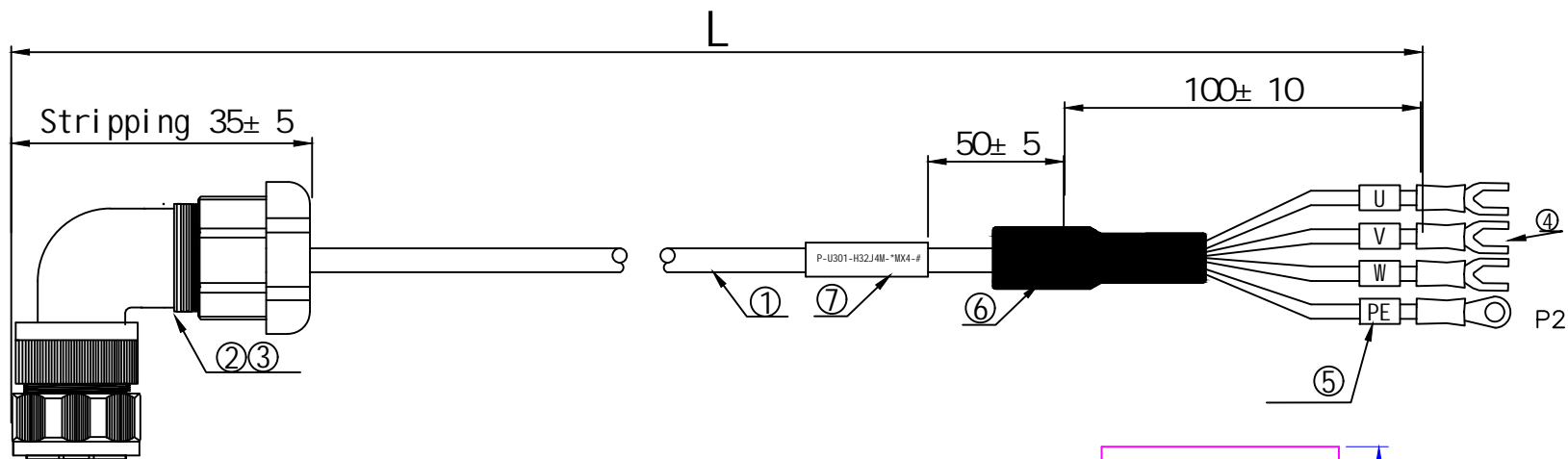


Right view



P1



I. Wiring Table

P1	Color	P2
2	Brown	U
4	Black	V
3	Gray	W
1	Yellow/Green	P/E

II. Test Conditions:

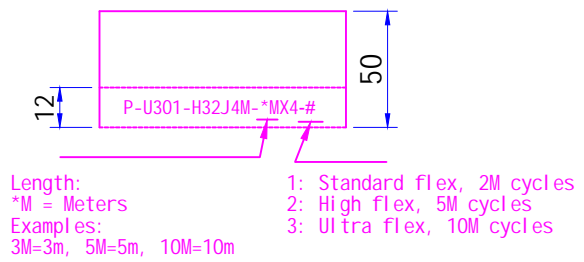
- 100% Open & Short Circuit Test
- Withstand Voltage Test: DC 300V
- Continuity Impedance: < 5
- Insulation Resistance: 300 M

III. Assembly Requirements:

- P2 terminal crimp free of deformation, crack or stray wires.
- Fit heat shrink tube before P1 assembly; wire shall not slip after locking.
- Thread serrated marker tube by wire color before crimping; no missing/wrong threading.

IV. Packaging:

- Coil dimension: 120±20 mm, then secure with black cable ties;
- Place the coiled cable into a PE zipper bag.



0 L 1000mm	± 20	3000 L 5000mm	± 60	10000 L 15000mm	± 200
1000 L 3000mm	± 40	5000 L 10000mm	± 100	15000 L 20000mm	± 300

NO.	PART NO.	DESCRIPTION	Q'TY	UNIT
7		Label: 50×12×35, t0.03, white opaque PET sticker	1	PCS
6		Heat shrink tube, ID12.0, heavy-wall 600V, black	1	PCS
5		Marker tube, ID4.0, PVC serrated	4	PCS
4		Terminal: SV1.25-4S U-terminal, red insulator	4	PCS
3		Heat shrink tube, ID6.0, heavy-wall 600V, black	4	PCS
2		Military connector: YD32K4TS 4P	1	PCS
1		Cable 4×1.5mm <sup>2</sup> , OD9.6, ultra-flex 10M cycles, orange	*	M
		Cable 4×1.5mm <sup>2</sup> , OD9.6, high-flex 5M cycles, orange	*	M
		Cable 4×1.5mm <sup>2</sup> , OD9.6, standard-flex 2M cycles, black	*	M

		2022.02.25		Unit	mm	A	1/1
		Model		P-U301-H32J4M-*MX4-#			
Spec:		High-power power cable, YD32K4TSL 4P to U terminal, 4C×1.50mm <sup>2</sup>					
NARA							